

Rotary Potentiometer **H3, HF, HM, Y6, Y7**

transducer:

CHST 00 00 ?? DSX

for polynomial calibration and
simultaneously exchange only:
calculation:

CHST 00 03 ?? DSX

String Potentiometer **Q1, Q2**

transducer:

CHST 00 00 ?? DSX

1D MTRAC* **Q3, Q6**

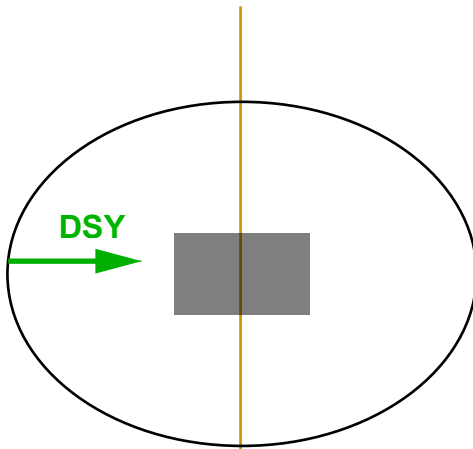
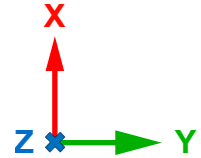
transducer:

CHST 00 00 ?? VOX

calculation:

CHST 00 00 ?? DSX

* MTRAC: Multidimensional Telescoping Rod for the Assessment of Compression



Linear Potentiometer **E1, E2, SI**

transducer:

???? LE ?? ?? DSY

Linear Potentiometer **S2** (historical)

transducer:

???? ?? LE S2 DSY

String Potentiometer **Q1, Q2**

transducer:

CHST LE 00 ?? DSY

1D MTRAC* **Q3, Q4, Q6**

transducer:

CHST LE 00 ?? VOY

calculation:

CHST LE 00 ?? DSY

1D MTRAC* **WS** (historical)

transducer:

???? LE ?? WS VOY

calculation:

???? LE ?? WS DSY

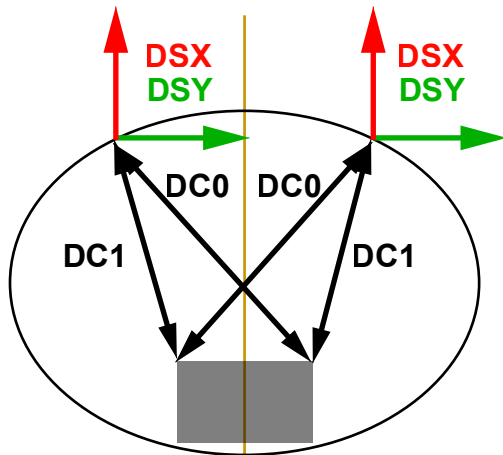
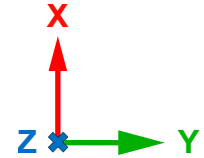
LE

RI



Note that sensor locations and ISO Codes are different for right side impact.

* MTRAC: Multidimensional Telescoping Rod for the Assessment of Compression



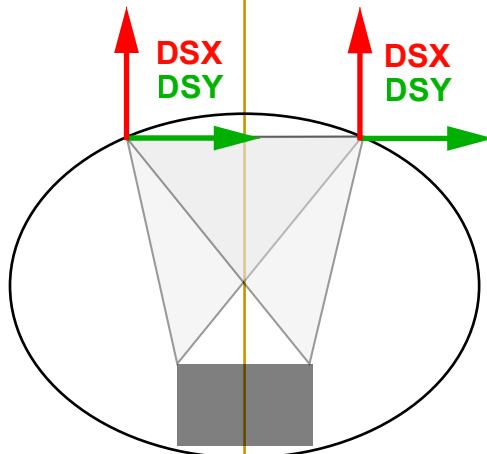
String Potentiometer H3, HF

transducer:

```
CHST LE UP ?? DC 0,1
CHST RI UP ?? DC 0,1
CHST LE LO ?? DC 0,1
CHST RI LO ?? DC 0,1
```

calculation:

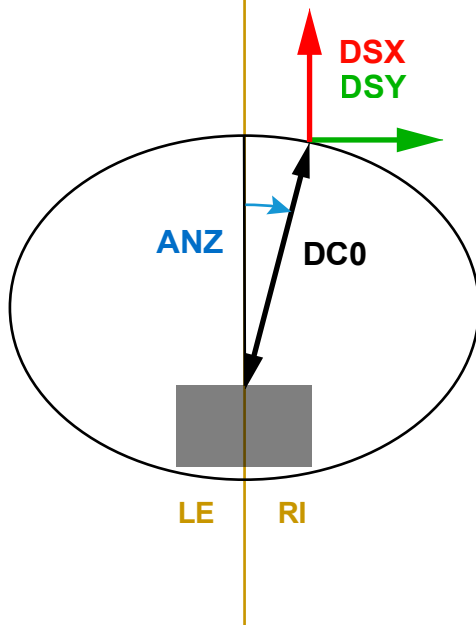
```
CHST LE UP ?? DS X,Y
CHST RI UP ?? DS X,Y
CHST LE LO ?? DS X,Y
CHST RI LO ?? DS X,Y
```



RibEye H3, HF

calculation:

```
CHST LE ?? ?? DS X,Y
CHST RI ?? ?? DS X,Y
```



2D MTRAC* QA

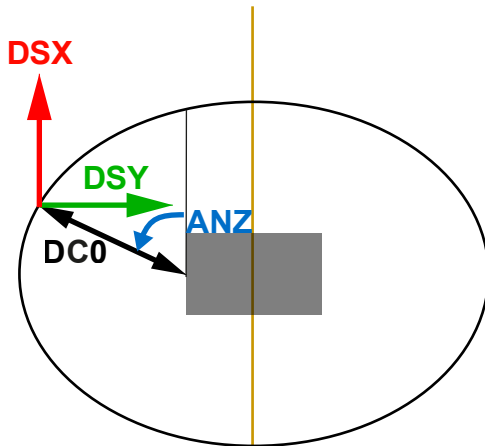
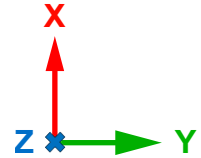
transducer:

```
CHST UP 00 QA VO0
CHST UP 00 QA DC0
CHST UP 00 QA ANZ
CHST LO 00 QA VO0
CHST LO 00 QA DC0
CHST LO 00 QA ANZ
```

calculation:

```
CHST UP 00 QA DS X,Y
CHST LO 00 QA DS X,Y
```

* MTRAC: Multidimensional Telescoping Rod for the Assessment of Compression



2D MTRAC* WS

transducer:

```
SHRI LE 00 WS VO0
SHRI LE 00 WS DC0
SHRI LE 00 WS ANZ
TRRI LE 0? WS VO0
TRRI LE 0? WS DC0
TRRI LE 0? WS ANZ
ABRI LE 0? WS VO0
ABRI LE 0? WS DC0
ABRI LE 0? WS ANZ
```

calculation:

```
SHRI LE 00 WS DS X,Y
TRRI LE 01 WS DS X,Y
TRRI LE 02 WS DS X,Y
TRRI LE 03 WS DS X,Y
ABRI LE 01 WS DS X,Y
ABRI LE 02 WS DS X,Y
```

2D MTRAC* QA

transducer:

```
CHST LE UP QA VO0
CHST LE UP QA DC0
CHST LE UP QA ANZ
CHST LE LO QA VO0
CHST LE LO QA DC0
CHST LE LO QA ANZ
```

calculation:

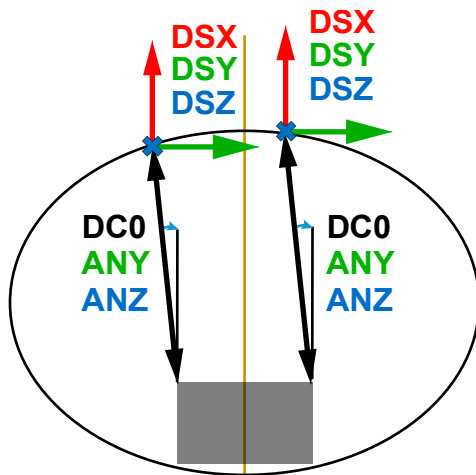
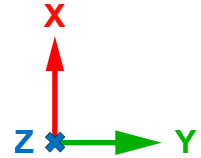
```
CHST LE UP QA DS X,Y
CHST LE LO QA DS X,Y
```

LE RI



Note that sensor locations and ISO Codes are different for right side impact.

* MTRAC: Multidimensional Telescoping Rod for the Assessment of Compression

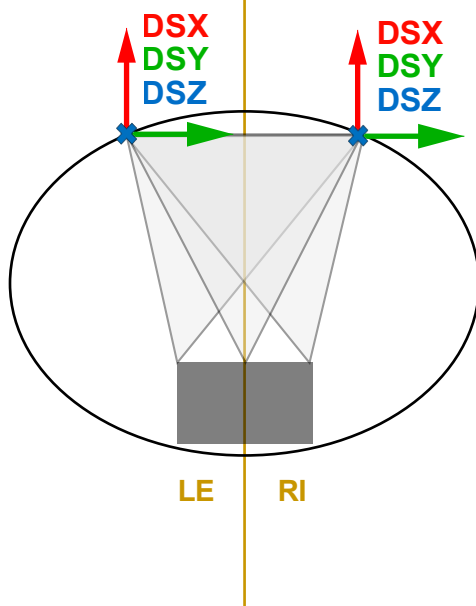


3D MTRAC* TH , (THMPR) H3, HF
transducer:

```
CHST LE UP ?? VO0
CHST LE UP ?? DC0
CHST LE UP ?? ANY
CHST LE UP ?? ANZ
CHST RI UP ?? VO0
CHST RI UP ?? DC0
CHST RI UP ?? ANY
CHST RI UP ?? ANZ
CHST LE LO ?? VO0
CHST LE LO ?? DC0
CHST LE LO ?? ANY
CHST LE LO ?? ANZ
CHST RI LO ?? VO0
CHST RI LO ?? DC0
CHST RI LO ?? ANY
CHST RI LO ?? ANZ
```

calculation:

```
CHST LE UP ?? DS X,Y,Z
CHST RI UP ?? DS X,Y,Z
CHST LE LO ?? DS X,Y,Z
CHST RI LO ?? DS X,Y,Z
```

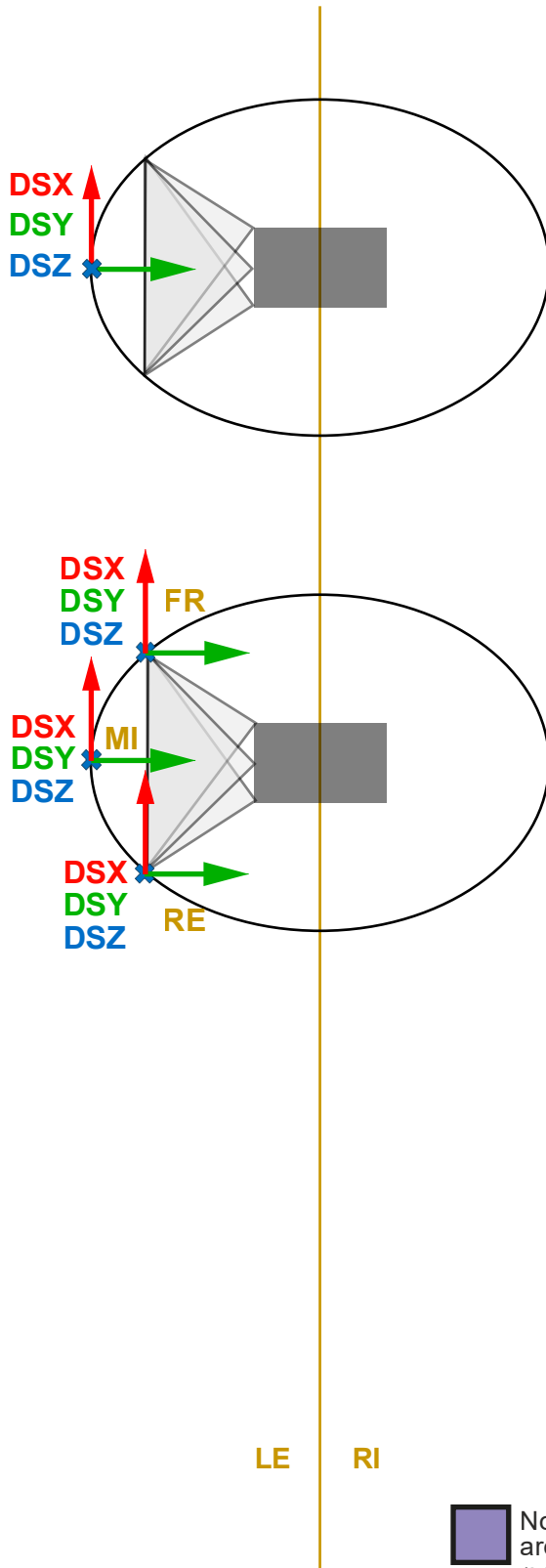
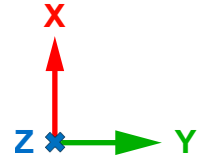


RibEye H3, HF

calculation:

```
CHST LE ?? H? DS X,Y,Z
CHST RI ?? H? DS X,Y,Z
```

* MTRAC: Multidimensional Telescoping Rod for the Assessment of Compression



RibEye S2

calculation:

```
SHRI 00 LE S2 DS X,Y,Z
TRRI 01 LE S2 DS X,Y,Z
TRRI 02 LE S2 DS X,Y,Z
TRRI 03 LE S2 DS X,Y,Z
ABRI 01 LE S2 DS X,Y,Z
ABRI 02 LE S2 DS X,Y,Z
```

RibEye WS

calculation (2D IR-TRACC equiv):

```
SHRI LE 00 WS DS Y
TRRI LE 01 WS DS Y
TRRI LE 02 WS DS Y
TRRI LE 03 WS DS Y
ABRI LE 01 WS DS Y
ABRI LE 02 WS DS Y
```

calculation (1D IR-TRACC equiv):

```
SHRI LE 00 WS DS 0
TRRI LE 01 WS DS 0
TRRI LE 02 WS DS 0
TRRI LE 03 WS DS 0
ABRI LE 01 WS DS 0
ABRI LE 02 WS DS 0
```

optional channels (LED's):

```
SHRI LE FR,MI,RE WS DS X,Y,Z
TRRI LU FR,MI,RE WS DS X,Y,Z
TRRI LM FR,MI,RE WS DS X,Y,Z
TRRI LL FR,MI,RE WS DS X,Y,Z
ABRI LU FR,MI,RE WS DS X,Y,Z
ABRI LL FR,MI,RE WS DS X,Y,Z
```



Note that sensor locations and ISO Codes are different for right side impact.
(LE -> RI, LM -> RM, LU -> RU, LL -> RL)